

pelonis™

Disc Furnace

Operating Instructions



Model No. PF-1212-B6A1
Printed in China

- 1500Watts/5200BTUs
- Patented Honeycomb Ceramic Disc Heating System
- Extremely Safe
- Very Powerful
- Energy Efficient
- Highly Reliable

GENUINE

Honeycomb Ceramic Disc Furnace



Congratulations!

The DiscFurnace that you have purchased is one of the safest, most powerful, and most energy efficient portable space heating products available anywhere. Its revolutionary ceramic heating technology is so effective, it has been used throughout the world from as far north as arctic-chilled Canada to as far east as frigid Siberia.

The **DiscFurnace** utilizes our exclusive honeycomb ceramic disc heating system which maximizes heating performance thanks to its ceramic Positive Temperature Coefficient (PTC) element design.

The DiscFurnace will provide you with a powerful instant source of heat and will also lower your total heating expenses by allowing lower temperature settings in other portions of the home or office.

Before using your new DiscFurnace please take a few minutes to read these operating instructions, to review the product limited warranty, and to complete and mail the Warranty Registration card.

Thank You.

Comfort Home Products, Inc.

IMPORTANT INSTRUCTIONS

SAVE THESE INSTRUCTIONS

When using electrical appliances, basic precautions should always be followed to reduce the risk of fire, electric shock, and injury to persons, including the following:

1. Read all instructions before using this heater.
2. This heater is hot when in use. To avoid burns, do not let bare skin touch hot surfaces. If provided, use handles when moving this heater. Keep combustible materials, such as furniture, pillows, bedding, papers, clothes and curtains at least 3 feet (0.9M) from the front of the heater and keep them away from the sides and rear.
3. Extreme caution is necessary when any heater is used by or near children or invalids and whenever the heater is left operating unattended.
4. Always unplug heater when not in use.
5. Do not operate any heater with a damaged cord or plug or after the heater malfunctions, has been dropped or damaged in any manner. Return heater to authorized service facility for examination, electrical or mechanical adjustment, or repair.
6. Do not use outdoors.
7. This heater is not intended for use in bathrooms, laundry areas and similar indoor locations. Never locate heater where it may fall into a bathtub or other water container.
8. Do not run cord under carpeting. Do not cover cord with throw rugs, runners, or the like. Arrange cord away from traffic area where it will not be tripped over.
9. To disconnect heater, turn controls to off, then remove plug from outlet.

10. Do not insert or allow foreign objects to enter any ventilation or exhaust opening as this may cause an electric shock, fire or damage to the heater.
11. To prevent a possible fire, do not block air intakes or exhaust in any manner.
Do not use on soft surfaces, like a bed, where openings may become blocked.
12. A heater has hot and arcing or sparking parts inside. Do not use it in areas where gasoline, paint or flammable liquids are used or stored.
13. Use this heater only as described in this manual. Any other use not recommended by the manufacturer may cause fire, electric shock or injury to persons.
14. Avoid the use of an extension cord because the extension cord may overheat and cause a risk of fire. However, if you have to use an extension cord, the cord shall be No. 14 AWG minimum size and rated not less than 1875W.
15. "SAVE THESE INSTRUCTIONS."
16. Store heater and cord in a cool and dry location when not in use.

For added safety, your DiscFurnace. is equipped with a tip-over safety switch and a thermal cut-off overheat protection device.


WARNING

FOR SAFETY REASONS, IF THIS PRODUCT OVERHEATS DUE TO ABNORMAL CONDITIONS THE CERAMIC DISC HEATING ELEMENTS WILL SHUT OFF AUTOMATICALLY.

TO RESTORE OPERATION, PLEASE UNPLUG THE UNIT AND ALLOW TIME FOR THE THERMAL CUT-OFF OVERHEAT PROTECTION DEVICE TO COOL OFF.


Operating Instructions

FRONT VIEW



Power Light

BACK VIEW

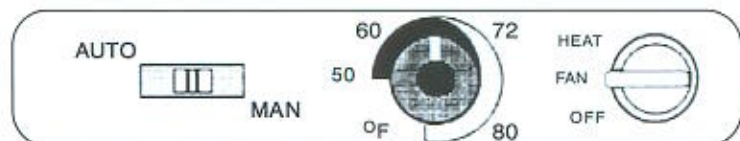


Carrying Handle

Dust filter Cover

Tabs

Dust Filter



Control Panel (expanded view)

POWER LIGHT: Red light indicates that the unit is on.

HEAT: The fan and the disc heating elements are in use.

FAN: The fan circulates room air only; the heating elements are not in use.

OFF: The DiscFurnace is turned off.

AUTO: The unit operates automatically at the selected temperature.

MAN: The unit must be operated manually by the user.

HOW TO OPERATE THE UNIT: If you want to circulate room air only, you must set the unit to FAN. If you want to heat your room, you must set the unit to HEAT.

FAN: To circulate room air, set the AUTO/MAN switch to MAN and use the Temperature dial to adjust the amount of airflow. The AUTO mode is not used in the FAN setting.

HEAT: To heat your room, you can operate the unit either automatically in the AUTO mode or manually in the MAN mode.

In AUTO: Set the Temperature dial to a desired setting between 50°F and 80°F . The unit will automatically adjust the heat output as the room gets warm or cold.

In MAN: Set the Temperature dial to a desired setting between 50°F and 80°F . The unit will continue to run at that setting until you turn the dial to a higher or lower setting. In this setting you may change the heat output but the unit does not sense the room temperature.

How the Automatic Temperature Control Works:

When in the AUTO mode, the DiscFurnace's automatic temperature control monitors the changes in the room's temperature and adjusts the heat output without cycling on and off. As your room gets warmer, the heat will gradually cut down to a lower wattage level. As your room gets colder, the heat will gradually increase to a higher wattage level. This is a more effective and a more efficient means of heating than conventional thermostats that create noisy on/off cycling and hot/cold spells.

PLACEMENT OF THE UNIT IN ROOM: For best results and the most effective heating, place the unit on the floor approximately 3 feet away from any wall. The unit can be placed on carpeting.

STORAGE: Coil cord and secure with plastic fastener on cord and store heater in its original packaging, in a safe place where connector and cord will not be damaged.

CLEANING The DiscFurnace To clean the unit, use a moistened, clean, soft cloth to gently remove dirt from its surface. Do not use cleaning liquids or other chemicals on the heater- Make sure not to get the ceramic heating elements wet. Allow the unit to dry completely before operating.

CLEANING THE DUST FILTER (refer to **BACK VIEW** illustration): The Dust Filter collects dirt and dust from air circulating through the unit. To clean the filter, first remove the Dust Filter Cover by pulling the tabs which are located on each side. Rinse the filter with warm water and allow it to dry completely before placing it back behind the unit and reinstalling the filter cover.

WARNING

Do not use the unit in Chlorine Gas, Sulphur Dioxide, inert or other GAS REDUCING ATMOSPHERES. Use in such environments will result in obvious darkening/discoloration of the heating elements which will eventually deteriorate and arcing may result.

Product Specifications

| | |
|-----------------|--|
| Model No.: | PF-1212-B6A1 |
| Voltage: | 120V, 60Hz |
| Current: | Maximum continuous draw: 12.5 amps Minimum draw: 5 amps |
| BTU Output: | 2050-5200 BTUs |
| Power: | Variable from min under 50% to 1500W max(100%) |
| Turbo Fan: | Industrial-rated long-life |
| Operating Cost: | Variable depending upon electric kwh cost, ambient temperature, "R" value of insulation, outside or cooler air infiltration, filter cleanliness, and other factors. |

For your own records, please record:

Date of Purchase

Place Where Purchased

Serial No. *(The Serial No. is located on the label underneath your Furnace).*

SERVICE & SUPPORT

In the event of a warranty claim or if service is required for this heater, please contact us at the following:

Tell: 1-814-643-1775

Email us at: info@worldmkting.com

Made in China

For questions or comments, please write to:

Comfort Home Products, Inc.

Att: Consumer Relations Department

12256 William Penn Hwy., Suite A

Huntingdon PA 16652

For technical assistance or service

please call 1-800-776-9425 or visit

us at www.worldmkting.com

For your records, staple your sales receipt to this manual and record the following:

DATE OF PURCHASE: _____

PLACE OF PURCHASE: _____

SERIAL NUMBER: _____

(STAPLE SALES RECEIPT HERE)

**NOTE: PROOF OF PURCHASE IS REQUIRED FOR
ALL WARRANTY CLAIMS**

ONE (1) YEAR LIMITED WARRANTY

Please read all instructions before attempting to use this product.

Please return the Warranty Registration card within fifteen (15) days from the date of purchasing this product.

Comfort Home Products, Inc. warrants as limited herein to the original purchaser of retail that each new PELONIS Disc Furnace ceramic heater, shall be free of defects in material and workmanship for a period of one (1) year from the date of original purchase. This one (1) year warranty is limited to the heating elements, motor, and electric control circuit board.

In the event of malfunctions or failure of your PELONIS Disc Furnace ceramic heater, simply deliver or send the heater postage prepaid along with PROOF OF PURCHASE, within the warranty period of one (1) year, to Comfort Home Products, Inc. Comfort Home Products, Inc. reserves the right to inspect the claimed defective part or parts to determine if the defect or malfunction complaint is covered by this warranty. Comfort Home Products, Inc. shall, within sixty (60) days after receipt of the product, at its option, repair and/or replace the defective part or parts free of charge. This warranty shall only cover defects arising from normal usage. Comfort Home Products, Inc. assumes no responsibility whatsoever if the Disc Furnace Ceramic heater should fail during the warranty period by reason of:

- Misuse, negligence, physical damage or accidents.
- Lack of maintenance (see instructions for proper maintenance).
- Repair by any unauthorized party during the warranty period.
- Damage caused by connection to an improper input voltage (see specification label on your heater).

Comfort Home Products, Inc. makes no further warranties or representations, express or implied except those contained herein. No representative or dealer is authorized to assume any other liability regarding the Disc Furnace ceramic heater. The duration of the implied warranty granted under State law, including warranties of merchantability and fitness for particular purpose are limited in duration should the duration of the express warranty grant it hereunder, Comfort Home Products, Inc. shall in no event be liable for direct, indirect, special or consequential damages.

Some states do not allow limitations on how long an implied warranty lasts, and/or the above limitations or exclusion may not apply to you. This warranty gives you specific legal rights and you may have other rights which vary from state to state.